

# Miller Tractors

Issued March 2008 • Index No. DC/19.9

**Submerged  
Arc Welding** 

## Quick Specs

### Heavy Industrial Applications

Storage Tank Construction  
Shipbuilding  
Bridge Decks  
Beam Construction  
Plate Seams

### Processes

Submerged Arc (SAW)

### Recommended Miller Power Supplies

Sub Arc DC 650/800  
Sub Arc DC 1000/1250  
Summit Arc™ 1000/1250

**Wire Feed Speed** 20–400 IPM (51–1016 cm/min)

**Wire Size Range** 3/32–5/32 in (2.4–4.0 mm)

**Travel Speed** 4–66 IPM (10–168 cm/min)

**Weight** 162 lb (73 kg) without flux or wire

## The Power of Blue.®

Designed and built to provide maximum reliability in the toughest conditions. This simple to use self-propelled submerged arc welding tractor can easily connect to Miller AC or DC sub arc power supplies.


Available with either HDC 1500 DX (digital) or HDC 1500 A (analog) controller. DX model shown.

Heavy-duty, four-wheel, chain-driven trackless operation with rubber wheels provides superior and reliable mobility.

Vertical, horizontal and rotary torch adjustment allows for greater access to hard-to-reach spots.

Manual clutch enables freewheeling movement of the tractor.

Travel speed is precisely controlled by a closed loop microprocessor control with tach feedback.



MT 1500 DX shown.

### Package Includes:

- Tractor
- HDC weld controller
- RAD-400 drive motor
- 25 lb (11.3 kg) capacity flux hopper with valve
- Wire reel
- Torch
- Remote start/stop control
- Tractor guide rolls
- Wire straightener

Easily accommodates a 60 lb (27 kg) wire reel for fewer wire changeovers.

All of the arms, support posts, etc. can be removed with quick acting clamps enabling the carriage to be totally dismantled without tools and easily passed through an 24 in (610 mm) manhole.

Simple and easy changeover from fillet to butt weld configuration.

**TRUE BLUE**  
3YR. WARRANTY

3 years — parts and labor; original main power rectifier parts are warranted for 5 years. Reliability built into each controller.

MADE IN **USA**  
APPLETON, WI **USA**



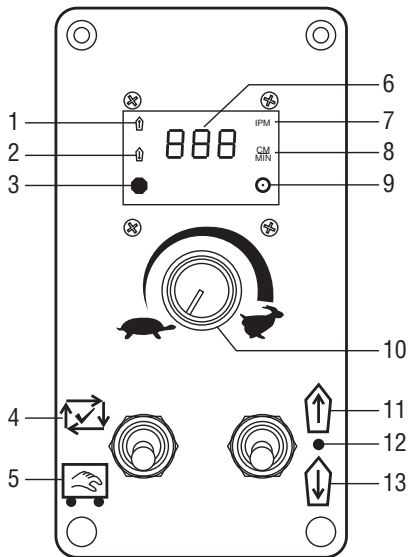
**Miller Electric Mfg. Co.**  
An Illinois Tool Works Company  
1635 West Spencer Street  
Appleton, WI 54914 USA

**International Headquarters**  
Phone: 920-735-4505  
USA FAX: 920-735-4134  
Canadian FAX: 920-735-4169  
International FAX: 920-735-4125

**Web Site**  
[www.MillerWelds.com](http://www.MillerWelds.com)



## Speed Control Panel



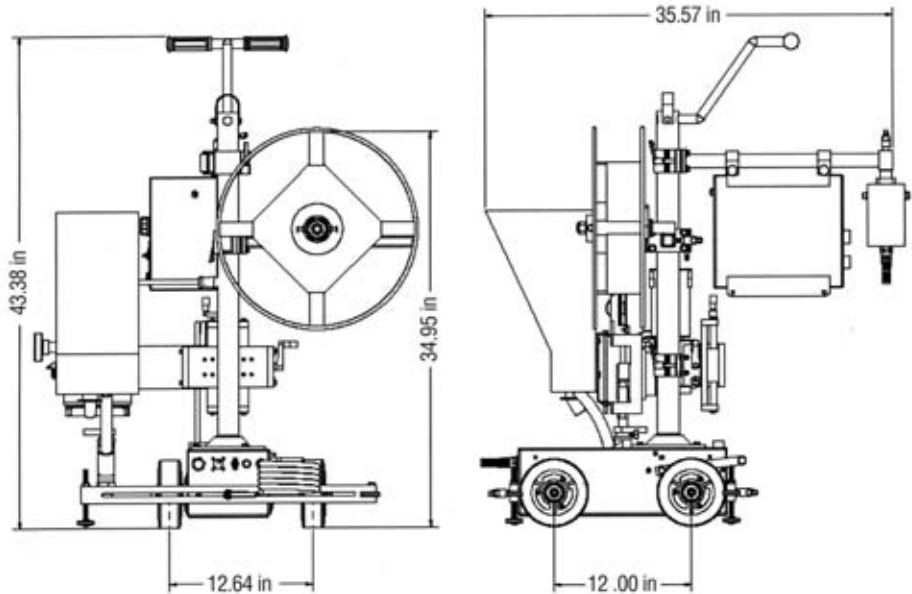
1. Forward Motion Commanded Indicator
2. Reverse Motion Commanded Indicator
3. Hold (Stop) Mode Active Indicator
4. Auto Enable Mode
5. Manual Carriage Mode
6. Speed and Parameter Display
7. Speed Display Indicator (Calibrated in Inches per Minute)
8. Speed Display Indicator (Calibrated in Centimeters per Minute)
9. Programming Mode Indicator (Flashing)
10. Speed Adjustment
11. Command Forward Motion
12. Neutral
13. Command Reverse Motion

## Miller Tractor

The Miller Tractor is a highly flexible self-contained welding unit comprised of a travel system and a variety of quality engineered components designed to produce precision, high-quality Submerged Arc welds.

Tractor comes complete with a main mounting mast and handle assembly, mounting arm for one wire reel, vertical and horizontal 4 x 4 in slides, control support arm and one set of two adjustable guide roll arms.

The friction drive heavy-duty travel carriage utilizes a positive chain drive powering four rubber-tired wheels with a closed-loop tach feedback for accurate speed control. A manual clutch enables freewheeling movement of the carriage. Remote pendant control box houses forward/stop/reverse switch and infinitely variable 4-turn speed potentiometer as well as LED display in IPM or cm/min. Available with either the HDC 1500 DX or 1500 A (see Lit. No. AY/12.0).



## Specifications (Subject to change without notice.)

Wire Feed Speed	Wire Size Range	Max. Incline	Gun Positioning Slides	Supply Voltage (from HDC 1500)	Drive Motor	Max. Spool Size Capacity	Travel Speed	Dimensions*	Weight
20–400 IPM (51–1016 cm/min)	3/32–5/32 in (2.4–4.0 mm)	30° depending on mounting configuration	4 in (101.6 mm) vertical and horizontal stroke	115 VAC, 1-Phase, 50/60 Hz, 200 watts	24 VDC permanent magnet gear motor	60 lb (27 kg)	4–66 IPM (10–168 cm/min)	H: 43-3/8 in (1102 mm) D: 35-1/2 in (903 mm)	162 lb (73 kg) without flux/wire

\* Note: Width will vary depending on how system is configured.

## Ordering Information

Equipment and Options	Stock No.	Description	Qty.	Price
MT 1500 DX	#951 060	With HDC 1500 DX digital controller		
MT 1500 A	#951 061	With HDC 1500 A analog controller		

Date:

Total Quoted Price:

Distributed by:

